



# PISCINA & LACUS

COLLECTION COLLECTION

SWIMMING POOL TILES  
**100x100mm | 4"x4"**



# Brilliant

Surface Truly Fascinate




# PISCINA & LACUS

COLLECTION COLLECTION

Cherish the wonderful surfaces in these collections which has 3 different designs in each. Splash it in style with these fabulous beauty. Own it for amazing pool experience.

**306X306MM**  
AVAILABLE IN NET  
(9 PCS)




**100X100MM**






# PISCINA


COLLECTION



**40001 AQUA MARINE**




**40002 AQUA BLUE**




**40003 DARK BLUE**

# LACUS


COLLECTION



**40032 TROPICAL AQUA**



**40034 DENIM BLUE**



**40033 ENIGMA BLUE**




# PISCINA

COLLECTION

100X100MM | 4"X4"  
GLAZED PORCELAIN TILES

40001  
AQUA MARINE



PUNCH



GLOSSY



RANDOM

LOW WATER  
ABSORPTION  $E \leq 0.5\%$

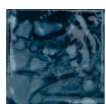



# PISCINA

COLLECTION

100X100MM | 4"X4"  
GLAZED PORCELAIN TILES

40002  
AQUA BLUE



PUNCH



GLOSSY



RANDOM

LOW WATER  
ABSORPTION  $E \leq 0.5\%$





# PISCINA

COLLECTION

100X100MM | 4"X4"  
GLAZED PORCELAIN TILES

40003  
DARK BLUE



PUNCH




GLOSSY



RANDOM

LOW WATER  
ABSORPTION  $E \leq 0.5\%$






**40003 DARK BLUE**



**LACUS**  
COLLECTION

**100X100MM | 4"X4"**  
GLAZED PORCELAIN TILES

**40032**  
**TROPICAL AQUA**



**PUNCH**



**GLOSSY**



**RANDOM**

**LOW WATER**  
**ABSORPTION  $E \leq 0.5\%$**






40032 TROPICAL AQUA



**LACUS**  
COLLECTION

**100X100MM | 4"X4"**  
GLAZED PORCELAIN TILES

**40033**  
**ENIGMA BLUE**



**PUNCH**



**GLOSSY**



**RANDOM**



**LOW WATER**  
**ABSORPTION  $E \leq 0.5\%$**



**LACUS**  
COLLECTION

**100X100MM | 4"X4"**  
GLAZED PORCELAIN TILES

**40034**  
**DENIM BLUE**



**PUNCH**



**GLOSSY**















**RANDOM**

**LOW WATER**  
**ABSORPTION  $E \leq 0.5\%$**



GLAZED PORCELAIN TILES TECHNICAL SPECIFICATION

Test/Standard	Requirement	Test Result	Test/Standard	Requirement	Test Result
 <b>Length / Width</b> EN ISO 10545-2	$\pm 0.6\% \leq \pm 2\text{mm}$	Pass	 <b>Modulus of Rupture</b> EN ISO 10545-4	Min. 35N/mm <sup>2</sup>	$\geq 35\text{N/mm}^2$
 <b>Thickness</b> EN ISO 10545-2	$\pm 5\% \leq \pm 0.5\text{mm}$	Pass	 <b>Thermal Shock</b> EN ISO 10545-9	Pass	Pass
 <b>Straightness of Side</b> EN ISO 10545-2	$\pm 0.5\% \leq \pm 1.5\text{mm}$	Pass	 <b>Frost Resistance</b> EN ISO 10545-12	Resistant	Resistant
 <b>Rectangularity</b> EN ISO 10545-2	$\pm 0.5\% \leq \pm 2\text{mm}$	Pass	 <b>Chemical Resistance</b> EN ISO 10545-13	Min. Class B	Class A
 <b>Surface Flatness</b> EN ISO 10545-2	$\pm 0.5\% \leq \pm 0.5\text{mm}$	Pass	 <b>Stain Resistance</b> EN ISO 10545-14	Min. Class 3	Pass
 <b>Water Absorption</b> EN ISO 10545-3	$\leq 0.5\%$	$\leq 0.5\%$	 <b>Fire Rating</b>	-	Class A I <sub>FL</sub> Non Combustible

PACKAGING DETAILS

SIZE	TEXTURE	THICKNESS	PIECES/BOX	SQM./BOX	SQFT./BOX	KG/BOX
100X100MM	PUNCH	8.00MM	70	0.70	7.53	13.00

SHEET SIZE	TEXTURE	THICKNESS	PIECES/NET	SHEET/BOX	SQM./BOX	SQFT./BOX	KG/BOX
306X306MM	PUNCH	8.00MM	9	9	0.84	9.04	15.00

Note :

- Size / shade variation is inherent in porcelain tiles , in case of any complain its should be brought to our dealer's notice before laying the tiles.
- Colour shown are indicative only. Check actual tiles for exact colour.
- The information contained in this catalogue are accurate as possible, but cannot be considered as legally binding.
- Customers are advised to inspect a sample of the tile before ordering.
- The company reserves the right to change the specifications without prior notice.

TILE FIXING INSTRUCTIONS

It is necessary to use an appropriate adhesive and grouting material for each product An initial approach must be made before starting the installation and take into account the type of joint, structural, perimeter, expansion and installation that must be used for each use. We advise that to obtain an optimal result a 3 mm joint should be used

Once the placement is finished: it is recommended to remove the remains of adhesive material and specific grouting for each material, following the manufacturer's instructions for these products.

In general, powder detergents and aggressive scouring pads should not be used for cleaning. It is enough to clean the tiles with a sponge, warm water and a neutral liquid soap. Finally, rinse with clean water.



PLEASE USE  
**3MM**  
SPACER WHILE  
LAYING TILE.

ORIGINAL  
\*\*\*  
**MOULD**  
TILES





## **RANGE CERAMIC PVT. LTD.**

Opp. CNG Pump, Jetpar Road,  
At. Bela, Morbi - 363 642, (Guj.) INDIA.

**Call :** +91 99786 04040 | +91 99786 44040

**Mail :** [info@rangeceramic.com](mailto:info@rangeceramic.com)

---

**[www.rangeceramic.com](http://www.rangeceramic.com)**

---